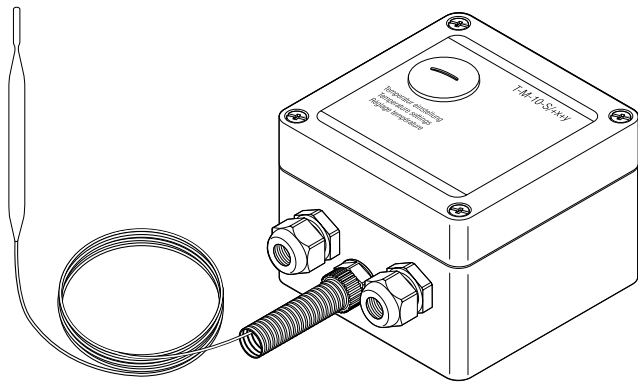


T-M-10-S/+X+Y



RAYCHEM

SURFACE SENSING THERMOSTAT



A surface sensing thermostat providing temperature control in safe areas.

Temperature set point adjustment can be completed, without opening the enclosure, via a removable plug in the lid. The 2 meter long stainless steel capillary is protected at the enclosure by a flexible conduit.

Direct connection of the heating cable is possible.

The thermostat is available in 3 temperature ranges: 0–50°C; 0–200°C; 50–300°C.

GENERAL

	T-M-10-S/+0+50C	T-M-10-S/0+200C	T-M-10-S/+50+300C
Area of use	Ordinary area	Ordinary area	Ordinary area

PRODUCT SPECIFICATION

Max rated voltage (nom)	230 Vac	230 Vac	230 Vac
Temperature setting	0°C to +50°C	0°C to +200°C	+50°C to +300°C
Switching type	Single pole change over (SPDT) 100,000 cycles at 16 A	Single pole change over (SPDT) 100,000 cycles at 16 A	Single pole change over (SPDT) 100,000 cycles at 16 A
Switching capacity	Max 16 A	Max 16 A	Max 16 A
Hysteresis/Differential	2.5% of temperature range	2.5% of temperature range	2.5% of temperature range
Accuracy	±1.5% of setpoint for temperature setting in upper third of range (measured at 22°C)		
Setting	Internal dial, through lid	Internal dial, through lid	Internal dial, through lid
Terminal size	4 mm ²	4 mm ²	4 mm ²
Ambient operating temp. range	–20°C to +80°C	–20°C to +80°C	–20°C to +80°C

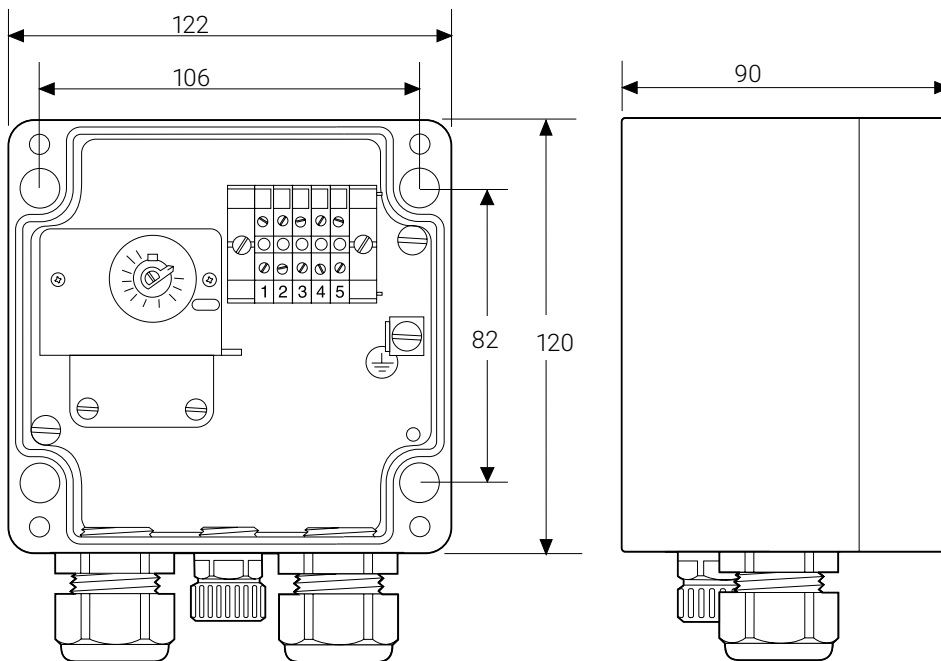
OUTPUT PARAMETERS

Control relay	Change-over switch	Change-over switch	Change-over switch
---------------	--------------------	--------------------	--------------------

APPROVALS



(Russia, Kazakhstan, Belarus)
For other countries contact your local nVent representative.

DIMENSIONS (IN MM)**ENCLOSURE**

	T-M-10-S/0+50C	T-M-10-S/0+200C	T-M-10-S/+50+300C
Protection	IP65	IP65	IP65
Dimension	122 x 120 x 90 mm	122 x 120 x 90 mm	122 x 120 x 90 mm
Materials body and lid	Grey, polyester enclosure		
Lid fixing	4 captive screws, stainless steel		
Entries	2 entries: 1 x M25 Reducer M25 (M)/M20 (F) incl. M20 gland (ø 8-13 mm) 1 x M20 gland (ø 8-13 mm)		

TEMPERATURE SENSOR

Type	Fluid filled capillary, 2 m long			
Dimensions	ø	8 mm	8 mm	8 mm
	Length sensing element	166 mm	78 mm	56 mm
Material	V4A Stainless Steel			
Exposure temperature	-40°C to +60°C	-20°C to +230°C	-20°C to +345°C	
Minimum bending radius	10 mm for capillary, the sensor cannot be bent			

MOUNTING METHOD

Support bracket	SB-110 or SB-111 or surface mount	SB-110 or SB-111 or surface mount	SB-110 or SB-111 or surface mount	
-----------------	-----------------------------------	-----------------------------------	-----------------------------------	--

ORDERING DETAILS

Ordering references	PN Number	Weight
T-M-10-S/0+50C	105336-000	1 kg
T-M-10-S/0+200C	337388-000	1 kg
T-M-10-S/+50+300C	607672-000	1 kg

MEANING OF REFERENCE: T-M-10-S/+X+Y

T = thermostat

M = mechanical thermostat

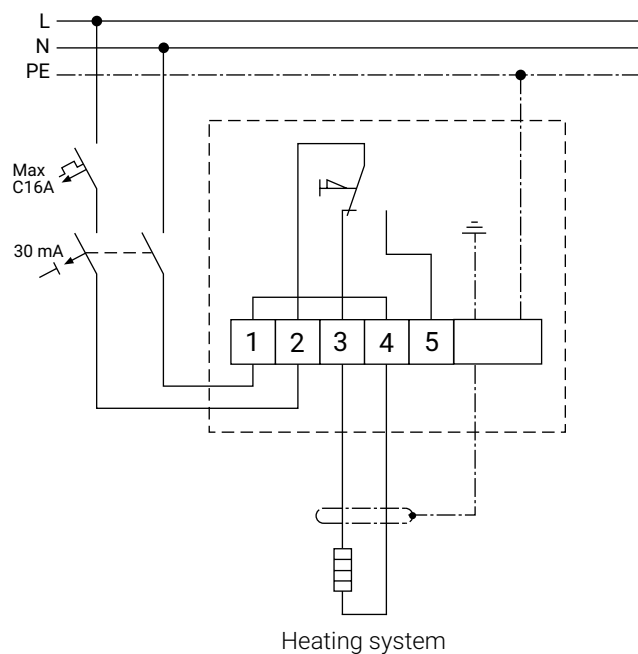
10 = control thermostat

S = surface sensing

x = min temperature of control range

y = max temperature of control range

CONNECTION DETAILS



North America

Tel +1.800.545.6258
 Fax +1.800.527.5703
 thermal.info@nvent.com

Europe, Middle East, Africa

Tel +32.16.213.511
 Fax +32.16.213.604
 thermal.info@nvent.com

Asia Pacific

Tel +86.21.2412.1688
 Fax +86.21.5426.3167
 cn.thermal.info@nvent.com

Latin America

Tel +1.713.868.4800
 Fax +1.713.868.2333
 thermal.info@nvent.com



nVent.com

Our powerful portfolio of brands:

CADDY ERICO HOFFMAN RAYCHEM SCHROFF TRACER